



IWS White Paper

The Real Cost of Wastewater Treatment: *MBR Reshapes the Equation*



Table of Contents

• Introduction	4
• A Changing Cost Landscape in Wastewater Treatment	6
- The Financial Realities of Wastewater Treatment	6
- Rethinking Cost Metrics: Moving Beyond Energy Consumption	6
• Escalating Sludge Disposal Costs	7
• Stricter Water Reuse and Effluent Regulations	7
• Land Constraints and Capacity Planning	8
• Industry Shift Toward Automation and Smart Treatment Plants	9
• Cost Comparison: MBR vs. CAS	10
- Capital Expenditures (CAPEX): Evaluating Initial Investment vs. Long-Term Value	11
• MBR Infrastructure vs. CAS Infrastructure: Understanding the Cost Breakdown	12
• Land & Footprint Considerations: The Hidden Cost Factor	12
• Scalability & Modularity: Why MBR Allows for Smarter Growth	13
• Membrane Costs vs. Clarifier Maintenance: A Life Cycle Cost Comparison	13
- OPEX: Where MBR Delivers Long-Term Savings	14
• Energy Consumption: Why MBR's Higher kWh Demand Doesn't Tell the Whole Story	14
• Sludge Handling & Disposal Costs: A Major OPEX Advantage of MBRs	14
• Chemical Costs: Cutting Back on Coagulants, Polymers, and Disinfection	15
• Labor & Maintenance Costs: The Impact of Automation	15
• The Efficiency Edge: Why MBR Technology Performs Better Than CAS Systems	16
- Effluent Quality & Regulatory Compliance	16
• Tighter Nutrient Removal Standards	16
- Emerging Contaminants & Pathogen Removal	18
- Water Reuse Potential: The Built-In Advantage	18
• Residential and Commercial Development Applications	19
- Process Stability & Scalability	20
• Handling Peak Flow Conditions	20
• Decentralized & Phased Expansions	20
- MBR's Performance and Compliance Advantages	21
• Addressing the Energy Question: More Than Just kWh Consumption	22
- Energy Demand vs. Total Plant Efficiency: Where MBR Offsets Power Usage	22
- Optimization Strategies to Balance Energy Consumption	23
- MBR's Higher Energy Use Still Delivers Lower OPEX	24
- The Financial Case for MBR: Why the Economics of Wastewater Treatment Are Changing	24
- The Real Cost of Inaction	25

Introduction

For years, conventional activated sludge (CAS) has been the default in wastewater treatment. But the industry is changing.

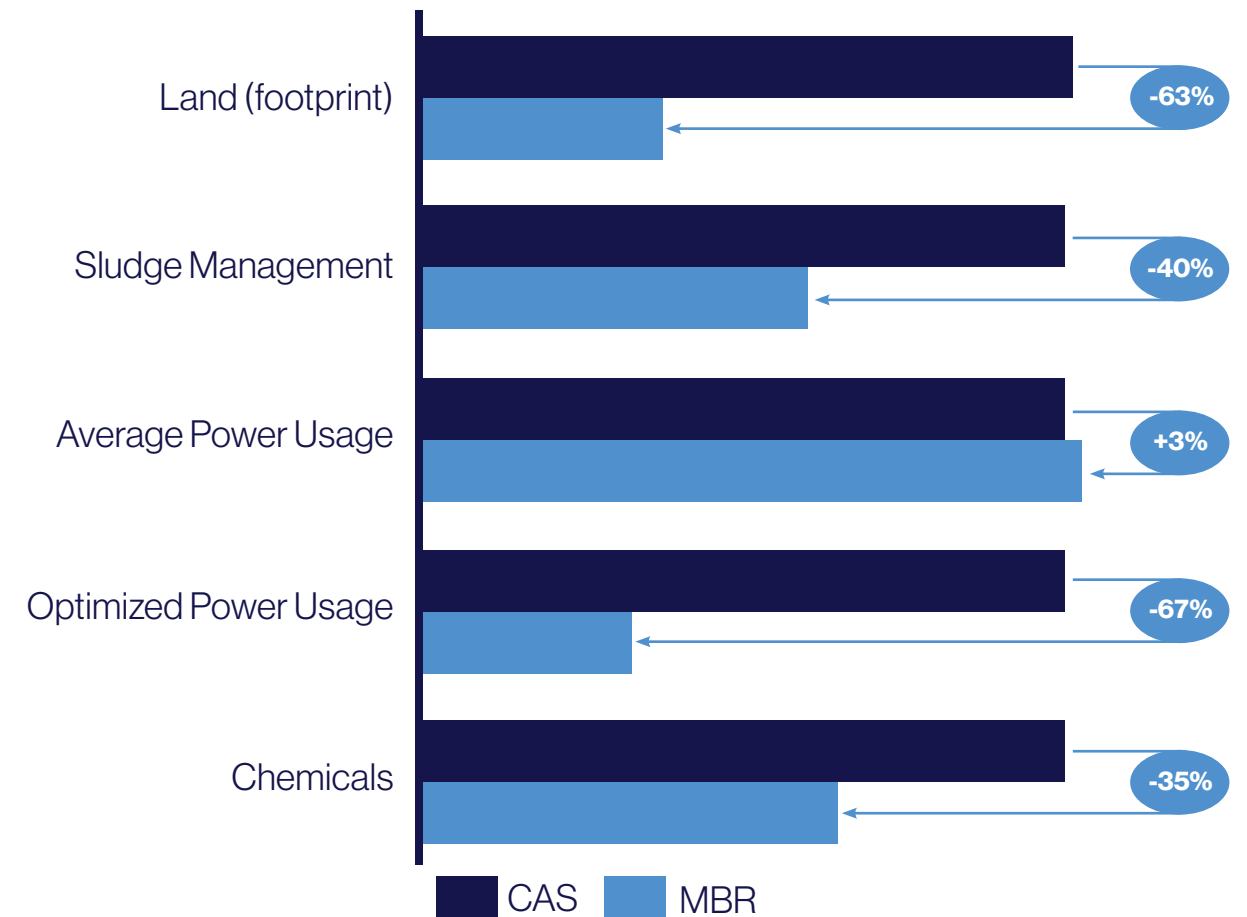
With rising sludge disposal costs, limited land availability, and tighter water reuse standards, membrane bioreactor (MBR) technology is no longer just an emerging alternative. It's the smarter long-term play for modern wastewater treatment plants.

Why? Because MBR shifts the economics of wastewater treatment:

- ✓ **Cuts sludge disposal costs** – Produces up to 30–50% less sludge than CAS, meaning lower hauling, dewatering, and landfill fees.
- ✓ **Slashes chemical expenses** – Direct membrane filtration eliminates coagulants, polymers, and excess disinfection chemicals.
- ✓ **Reduces labor & maintenance** – With SCADA-driven automation, MBR removes much of the manual oversight required for clarifiers and sludge handling.
- ✓ **Uses 40–75% less space** – Ideal for land-constrained wastewater treatment facilities, avoiding expensive infrastructure expansions.
- ✓ **Future-proofs compliance** – Produces higher-quality effluent that meets water reuse and stricter discharge limits without costly retrofits.



MBR costs 30% to 60% less than CAS



While MBR technology can have a reputation for higher energy consumption compared to conventional activated sludge systems, focusing on the broader picture reveals significant advantages including the elimination of secondary clarifiers, optimized aeration, enhanced bio-gas recovery, and superior water quality.

In this white paper, we'll examine that long-term cost analysis in depth so you can make the best design and purchase decisions for your wastewater treatment facility.

For municipalities, industrial wastewater facilities, developers, and engineers thinking beyond the next budget cycle, MBR is a technology rooted in financial sustainability for now and the future.

A Changing Cost Landscape in Wastewater Treatment

The Financial Realities of Wastewater Treatment

For decades, wastewater treatment cost analyses have focused narrowly on kilowatt-hours per cubic meter, often using energy consumption as a primary benchmark for efficiency. However, this approach overlooks the full spectrum of operational expenditures (OPEX) that drive long-term financial viability.

Energy is just one piece of a far larger equation—one that includes sludge treatment, chemical consumption, labor, maintenance, and regulatory compliance.

Rethinking Cost Metrics: Moving Beyond Energy Consumption

Traditional CAS systems may appear less energy-intensive on paper, consuming, in broad estimates, 0.3–1.2 kWh/m³ compared to MBR's 0.8–1.5 kWh/m³.

Recent advancements, however, have reduced MBR energy consumption to less than 0.1 kWh/m³ in some configurations, depending on wastewater treatment technology type and design flux, down from those earlier systems' metrics. This efficiency lowers operational costs and environmental impact, enhancing MBRs' value for industrial applications.

Nonetheless, operators must contend with the fundamental reality that CAS plants carry higher costs in sludge disposal, chemical usage, and operator oversight—expenses that can quickly overshadow any savings from lower energy consumption.

MBRs shift the cost model by reducing these inefficiencies, enabling more predictable operating expenses and long-term financial stability.

A modern cost analysis must prioritize total life cycle costs rather than just initial CAPEX and short-term OPEX. The focus must be on long-term financial performance: how well a wastewater treatment system manages total cost of ownership over 20 to 30 years.

Facilities that fail to account for escalating sludge fees, tightening compliance mandates, and rising labor expenses risk making short-sighted investment decisions that could lead to higher, more unpredictable costs in the future.

Why This Comparison Matters Now

Wastewater treatment facilities are facing a perfect storm of economic, regulatory, and operational pressures that demand a smarter, more cost-effective approach. The financial and compliance realities of today—and the future—make MBR a compelling long-term investment.

Escalating Sludge Disposal Costs

Sludge handling has become one of the most significant cost burdens for wastewater treatment plants. CAS systems generate 30–50% more sludge than MBR due to shorter solids retention times (SRTs) and lower biomass concentrations. This excess sludge must be thickened, dewatered, hauled, and disposed of—each step carrying increasing financial and logistical challenges.

- **Rising landfill tipping fees:** Many regions have seen disposal fees increase by 20–40% over the past decade, with some municipalities banning sludge disposal in landfills altogether.
- **Transportation and hauling costs:** Fuel prices and regulatory restrictions continue to drive up hauling expenses, especially for plants located far from approved disposal sites.
- **Regulatory tightening on sludge disposal:** Stricter limits on biosolids land application and PFAS contamination are making traditional disposal methods more costly and complex.
- **MBR advantage:** By reducing sludge volume at the source, MBR technology minimizes sludge treatment and disposal costs, reducing a facility's vulnerability to rising external fees.

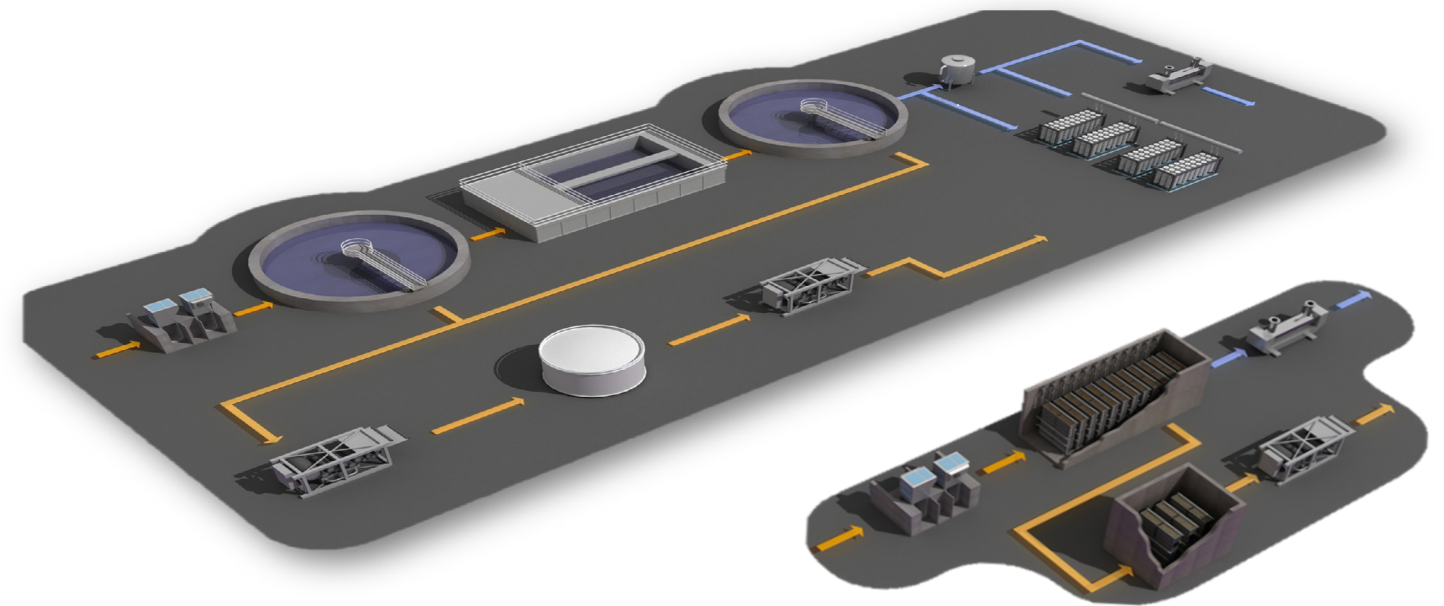




Stricter Water Reuse and Effluent Regulations

Regulatory requirements for wastewater treatment are evolving rapidly, with a growing emphasis on nutrient removal, micro-contaminant reduction, and water reuse. Many CAS systems will require costly retrofits to meet emerging standards—whereas MBRs already produce reuse-quality effluent as part of its core treatment process.

- **Total Nitrogen & Phosphorus Limits:** Many regions are lowering discharge limits for nitrogen (NO_3 , NH_3) and phosphorus (PO_4), making advanced treatment essential.
- **Micro-contaminants & PFAS:** MBRs provide superior removal of pharmaceuticals, personal care micro-beads, and endocrine disruptors—a growing focus for regulators.
- **Water Reuse Readiness:** MBR-treated effluent meets standards for non-potable reuse applications (irrigation, industrial cooling, aquifer recharge), reducing demand for potable water sources.
- **MBR Advantage:** Facilities investing in MBR technology now, avoid the costs of retrofitting conventional plants to comply with future water quality mandates.



Land Constraints and Capacity Planning

Many wastewater treatment plants operate within fixed geographic footprints, where expanding treatment capacity isn't as simple as adding more clarifiers and basins. Land acquisition and construction costs are major financial barriers for utilities and industrial facilities looking to scale up operations.

- **CAS's Space Challenge:** Traditional treatment systems require large secondary clarifiers, tertiary filtration units, and extensive land buffers.
- **MBR's Compact Design:** MBR technology reduces the plant footprint by 50-75%, making it ideal for urban and space-limited sites.
- **Modular Scalability:** MBRs can be implemented in phased expansions without requiring major civil infrastructure upgrades.
- **MBR Advantage:** Facilities can increase treatment capacity within existing footprints, avoiding the need for land acquisitions or major infrastructure expansions.

Industry Shift Toward Automation and Smart Treatment Plants

Labor costs and operational oversight represent another hidden cost center in wastewater treatment. CAS systems require frequent monitoring, process adjustments, and manual sludge management.

As the industry moves toward automation and data-driven process control, MBR's compatibility with SCADA and real-time optimization makes it a future-ready solution.

- Manual Adjustments vs. Automated Process Control:
 - CAS systems require continuous operator oversight to adjust clarifier performance, return activated sludge (RAS) rates, and chemical dosing.
 - MBRs integrate with smart process controls, requiring fewer manual interventions and labor hours.
- SCADA & Remote Monitoring:
 - MBR systems leverage SCADA not just for monitoring but for real-time process optimization, dynamically adjusting membrane performance, aeration efficiency, and sludge management. This reduces manual intervention while ensuring operational stability and energy efficiency.
- Labor Market Pressures:
 - The wastewater industry is facing a skilled labor shortage (commonly referred to as the “silver tsunami”), and increasing personnel costs.
 - MBR's predictable, automated processes reduce dependency on high-touch operational management.
- **MBR Advantage:** Treatment plants adopting MBR technology lower long-term labor and maintenance costs while benefiting from real-time process optimization.



A Financial Shift in Wastewater Treatment

The cost drivers of wastewater treatment are changing. Energy consumption is no longer the defining metric for long-term cost efficiency. Rising sludge treatment and disposal fees, tightening water reuse mandates, spatial constraints, and workforce challenges require a fundamental shift in how wastewater treatment plants evaluate their total cost of ownership.

MBR technology directly addresses these challenges, offering a cost-competitive solution that minimizes OPEX while improving compliance and future scalability. Treatment facilities that continue evaluating technologies based only on energy consumption or short-term CAPEX costs risk facing exponentially higher expenses down the line.

The financial reality is clear: Wastewater treatment costs aren't going down—but the right investment today prevents unnecessary and increasing costs tomorrow.

Cost Comparison: MBR vs. CAS

Capital Expenditures (CAPEX): Evaluating Initial Investment vs. Long-Term Value

For wastewater treatment facilities planning upgrades or new installations, upfront capital investment is a major factor in decision-making. MBRs used to require higher initial CAPEX compared to CAS infrastructure, and relied on their long-term value and cost savings outweigh this difference. However, as MBR technology improves and economies of scale lower costs, MBRs, in many cases, can now match or beat CAS/SBR on initial capital cost, at \$4.5–6 million vs. \$5–7 million for 0.5 MGD.

MBR Infrastructure vs. CAS Infrastructure: Understanding the Cost Breakdown

MBR systems replace multiple components of a conventional sewage treatment plant, leading to a more compact, streamlined design with lower long-term infrastructure costs and enhanced water quality outcomes.

Cost Factor	CAS	MBR
Land & Civil Infrastructure	Large footprint with multiple clarifiers, sedimentation basins, and tertiary treatment units.	Smaller footprint; eliminates secondary clarifiers and tertiary filtration.
Structural Costs	Large concrete tanks for sedimentation and sludge handling.	Modular, prefabricated units reduce structural costs.
Expansion Flexibility	High costs for additional clarifiers and basins when increasing capacity.	Modular scalability allows phased expansion with minimal infrastructure modifications.
Tertiary Treatment Needs	Requires additional filtration and disinfection.	Built-in filtration eliminates tertiary treatment costs.

Land & Footprint Considerations: The Hidden Cost Factor

Land acquisition and infrastructure development represent significant costs in wastewater treatment plant construction. MBRs require less land than a CAS system due to the elimination of large secondary clarifiers and tertiary filtration units. This is particularly critical for treatment facilities in urban or space-constrained areas, where land costs can be a limiting factor.

- Land Acquisition Savings – MBR systems can fit into smaller sites, reducing the need for costly land purchases or zoning adjustments.
- Retrofit Advantages – Existing CAS plants can transition to MBRs without requiring expansions, making it a viable option for facilities looking to increase capacity without acquiring additional land.

Scalability & Modularity: Why MBR Allows for Smarter Growth

Unlike CAS systems, where wastewater treatment plant expansions require significant infrastructure modifications, MBR systems are designed for phased, modular expansion.

- Phased Upgrades – Utilities can add modular membrane bioreactor units as demand increases, avoiding large-scale construction projects.
- Flexible Deployment – MBRs can be implemented as satellite treatment facilities for decentralized wastewater management.

Membrane Costs vs. Clarifier Maintenance: A Life Cycle Cost Comparison

While MBR membranes require periodic replacement, their lifecycle cost is comparable to the ongoing maintenance of CAS clarifiers, which require frequent sludge treatment, mechanical repairs, and process adjustments.

- Membrane Longevity: With proper maintenance, MBR membranes last for years and ultimately cut down on the frequency of major replacements.
- Clarifier Maintenance Costs: CAS systems require constant sludge removal, frequent inspections, and high energy input for aeration.

OPEX: Where MBRs Deliver Long-Term Savings

OPEX costs are where MBR systems seriously demonstrate their financial advantages over CAS systems. Lower sludge handling, chemical use, labor costs, and more efficient wastewater treatment processes all contribute to significant cost reductions increasingly over time.

Energy Consumption: Why MBR's Higher kWh Demand Doesn't Tell the Whole Story

Energy use is often rumored as a drawback of MBR systems, but this simplified comparison overlooks process efficiencies MBR technology delivers.

From reducing the need for settling tanks to improving contaminant removal, MBRs offer a complete wastewater treatment system that aligns with evolving Environmental Protection Agency (EPA) expectations and Clean Water Act compliance goals.

Energy Factor	CAS	MBR
Energy Consumption per m ³	0.3–1.2 kWh/m ³	0.8–1.5 kWh/m ³ *
Aeration Demand	High, due to inefficient oxygen transfer in aeration basins.	Optimized fine-bubble aeration improves oxygen transfer efficiency.
Pumping Energy	Requires significant energy for sludge return and clarification.	No secondary clarifiers = less pumping demand.
Energy Recovery Potential	Limited.	Bio-gas recovery, co-generation, and SCADA-driven aeration controls can optimize energy use.

*Again, operators must note that recent advancements have reduced MBR energy consumption to less than 0.1 kWh/m³ in some configurations, depending on technology type and design flux, down from 0.8 kWh/m³ in earlier systems. This efficiency lowers operational costs and environmental impact, enhancing MBRs' value for industrial applications.

Sludge Handling & Disposal Costs: A Major OPEX Advantage of MBRs

Sludge management is one of the largest operational expenses in wastewater treatment due to the handling, treatment, and disposal of the solids removed from municipal wastewater, industrial wastewater,

or domestic sewage. MBRs produce less wastewater sludge than CAS systems, thanks to its higher SRT of 20–60 days vs. 5–15 days in CAS systems.

- Lower Hauling Costs: With less sludge volume, treatment plants spend less on transport and disposal.
- Reduced Dewatering Needs: MBR sludge is more concentrated, requiring less polymer addition and mechanical processing.

Chemical Costs: Cutting Back on Coagulants, Polymers, and Disinfection

MBR's built-in membrane filtration eliminates the need for secondary clarifiers and tertiary treatment, reducing reliance on expensive chemicals.

Chemical Factor	CAS	MBR
Coagulants & Polymers	Required for clarifier efficiency and tertiary filtration.	Minimal or eliminated due to direct membrane filtration.
Disinfection Needs	Chlorine and UV treatment required to meet treated wastewater reuse standards.	Lower doses needed due to higher-quality effluent.
Overall Chemical Savings	High dependency on chemicals.	20–50% cost reduction.

Labor & Maintenance Costs: The Impact of Automation

CAS systems require frequent operator oversight, especially for sludge settling, aeration tank control, and clarifier maintenance. MBR's automated controls and real-time monitoring reduce labor costs and process inefficiencies.

- Clarifier-dependent systems require constant adjustments.
- MBR integrates SCADA and automated process control, reducing manual intervention.
- Membrane maintenance cycles (CIP – Clean-in-Place protocols) are predictable and require fewer emergency interventions.

The Efficiency Edge: *Why MBR Technology Performs Better Than CAS Systems*

A wastewater treatment system is only as valuable as its ability to consistently produce high-quality effluent, adapt to changing influent conditions, and meet tightening regulatory standards. While cost efficiency is a crucial factor, performance reliability and future compliance readiness are equally important. MBR technology outperforms conventional sewage treatment methods in every key performance metric—delivering higher effluent quality, greater process stability, and superior scalability.

Effluent Quality & Regulatory Compliance

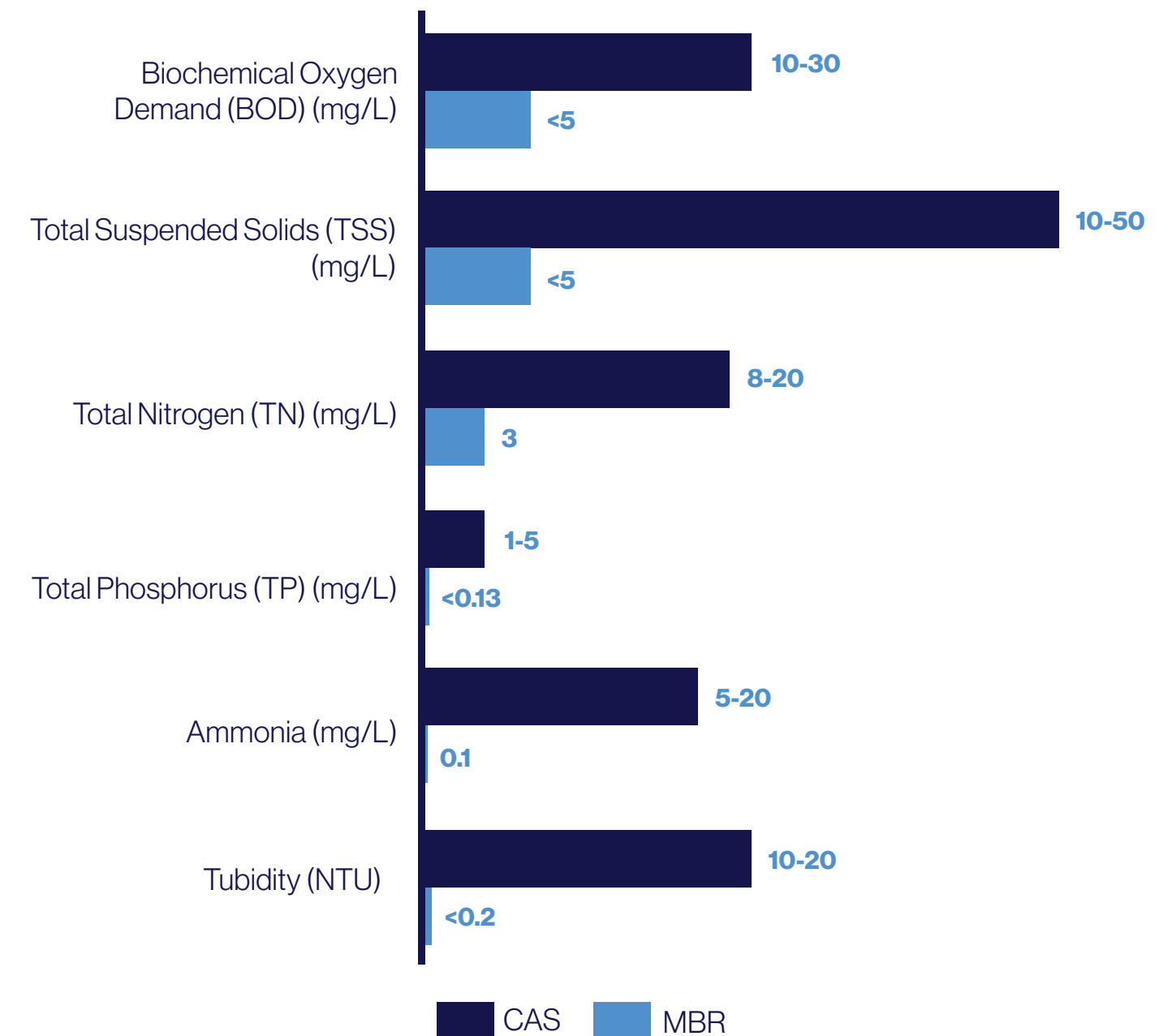
With environmental regulations becoming stricter worldwide, wastewater treatment facilities must ensure their effluent meets increasingly stringent discharge limits. MBR systems are designed to produce treated water that meets the highest benchmarks without requiring additional chemical treatments or tertiary filtration.

Tighter Nutrient Removal Standards

MBRs achieve significantly lower concentrations of BOD, TSS, nitrogen (NH₃, NO₃), and phosphorus compared to CAS systems—without the need for additional filtration steps. This means plants can meet evolving discharge limits without costly plant retrofits.




MBR Effluent Quality is Significantly Better than CAS



Emerging Contaminants & Pathogen Removal


Standard sewage treatment and CAS processes struggle to remove emerging contaminants such as micro-plastics, pharmaceuticals, personal care products (PPCPs), and endocrine-disrupting compounds (EDCs). MBR's advanced filtration capabilities make it a proven solution for removing these pollutants, offering a distinct regulatory advantage for utilities preparing for future contaminant monitoring requirements.

- Micro-plastics: Traditional treatment systems allows fine particulates to pass through; MBRs capture them with ultra-filtration.
- Pharmaceuticals & PPCPs: MBRs remove up to 90% more of these contaminants than CAS processes, improving water quality and reducing their environmental impact.
- Pathogen Removal: MBRs reduce viral and bacterial loads without excessive chemical dosing, lowering reliance on chlorine disinfection and its associated byproducts.



Water Reuse Potential: The Built-In Advantage

As water scarcity concerns intensify and regulatory mandates for water reuse proliferate, forward-thinking facilities are proactively seeking sustainable solutions. MBR's inherent ability to produce reuse-quality effluent as a standard feature positions it as a future-proof investment surpassing CAS systems that require costly add-ons to achieve reuse standards.



- Municipal Wastewater Applications: MBR effluent meets or exceeds standards for diverse non-potable reuse applications, significantly reducing dependence on precious potable water sources. This includes irrigation of public spaces, toilet flushing and industrial cooling.
- Industrial Applications: A wide array of industries, including food & beverage, pharmaceuticals, and manufacturing, can leverage reuse treated effluent for crucial non-potable processes. This encompasses cooling towers, irrigation of landscaping, boiler feedwater, and various industrial process water requirements, optimizing resource utilization and minimizing environmental impact.

Residential and Commercial Development Applications:

Labor costs and operational oversight represent another hidden cost center in wastewater treatment. Conventional ASP systems require frequent monitoring, process adjustments, and manual sludge management.

As the industry moves toward automation and data-driven process control, MBR's compatibility with SCADA and real-time optimization makes it a future-ready solution.



On-Site Water Recycling Systems: MBR technology enables the implementation of decentralized, on-site water recycling systems within residential and commercial developments. This allows for the treatment and reuse of greywater and blackwater for toilet flushing, irrigation, and other non-potable uses, significantly reducing the development's demand for municipal water.



Landscape Irrigation: In water-stressed regions, MBR-treated effluent can provide a reliable and sustainable source of irrigation water for landscaping, parks, and green roofs, conserving valuable potable water resources.



Sustainable Building Certifications: Incorporating MBR systems can contribute to achieving points in sustainable building certification programs like LEED (Leadership in Energy and Environmental Design), enhancing the marketability and environmental performance of residential and commercial developments.



Reduced Infrastructure Costs: Decentralized MBR systems can reduce the need for extensive centralized wastewater infrastructure, lowering development costs and minimizing environmental disturbance.

- Financial & Regulatory Benefits: Facilities that proactively embrace water reuse and minimize reliance on external water sources gain a significant competitive advantage by lowering operational costs, enhanced resilience against supply disruptions, and mitigation of regulatory compliance risks, ensuring long-term sustainability and profitability.

Process Stability & Scalability

Treatment plants must be able to handle peak flow conditions, adapt to influent variability, and expand capacity without major infrastructure overhauls. MBR's superior process control and modular scalability make it a more resilient, flexible, and long-term solution.

Handling Peak Flow Conditions

- CAS systems rely on secondary clarifiers for solids separation, which makes them highly susceptible to fluctuations in influent quality and hydraulic loads. Bulking sludge, filamentous overgrowth, and settling inefficiencies frequently lead to process upsets during peak flows.
- MBR membranes maintain effluent quality regardless of hydraulic or organic load variations, offering a major advantage in facilities with fluctuating influent conditions.
- Independent Control of Hydraulic & Solids Retention Time (HRT/SRT): Unlike CAS, where HRT and SRT are linked, MBRs allow independent control, optimizing performance without compromising effluent quality.
- Resilience to Process Upsets: MBRs maintain stable performance even with high-strength industrial wastewaters or shock loads, whereas CAS systems can experience biomass washout and effluent quality deterioration.

Decentralized & Phased Expansions

- As wastewater infrastructure needs evolve, many utilities face challenges in expanding treatment capacity within fixed land constraints. Traditional CAS facilities require significant civil works and infrastructure expansion to increase treatment volume, while MBR systems offer a more flexible, modular approach.
- Phased Implementation: Modular MBR systems can be scaled incrementally, adding treatment capacity without requiring additional clarifiers or settling tanks.
- Decentralized Treatment Applications: MBRs enable satellite treatment facilities that reduce reliance on large, centralized plants, making it ideal for industrial zones, military bases, residential communities, and small municipalities.
- Retrofit Potential: Existing CAS facilities can integrate MBR units into current infrastructure, improving performance without requiring major structural modifications.



MBR's Performance and Compliance Advantages

Regulatory agencies continue tightening effluent discharge limits, increasing scrutiny on emerging contaminants, and promoting water reuse initiatives. Facilities still relying on conventional activated sludge processes face costly retrofits and operational inefficiencies as these mandates take effect. MBR technology is a future-ready investment that ensures compliance, optimizes operational efficiency, and positions facilities ahead of regulatory changes.

For municipalities, industries, and private utilities looking to stabilize performance, ensure long-term compliance, and expand treatment capacity with minimal infrastructure costs, MBR is the clear choice.

Addressing the Energy Question: *More Than Just kWh Consumption*

Wastewater treatment is inherently energy-intensive, and MBR technology can require more power per cubic meter treated than CAS processes. This higher energy demand comes primarily from membrane aeration and filtration requirements—but focusing solely on kilowatt-hour (kWh) consumption misses the bigger financial picture.

MBR technology can require 0.8–1.5 kWh/m³ but in some configurations may only require less than 0.1 kWh/m³ (compared to CAS's 0.3–1.2 kWh/m³). MBR changes these metrics by reducing other major cost drivers despite its higher electrical demand.

Energy Demand vs. Total Plant Efficiency: Where MBR Offsets Power Usage

The energy footprint of a wastewater treatment plant extends beyond aeration—it includes pumping, sludge treatment, chemical processes, and recirculation. MBRs can't eliminate energy-intensive steps.

Key Areas Where MBR Saves Energy:

- No Secondary Clarifiers » Eliminates energy demand for sludge return pumping, mechanical rakes, and secondary settling processes.
- Lower Sludge Production » Less sludge to process, dewater, haul, and dispose of = reduced energy use in handling and treatment.
- Reduced Chemical Dependency » Minimizes energy-intensive chemical dosing, coagulation, and tertiary treatment.
- Process Automation » Optimized aeration, DO control, and SCADA integration reduce unnecessary blower operation and manual intervention.

When looking at the complete operational energy balance, MBR's higher power draw is offset by greater overall efficiency, resulting in lower total plant OPEX.



Optimization Strategies to Balance Energy Consumption

To further improve MBR's energy efficiency, many facilities implement process optimization strategies that enhance aeration control, recover energy from sludge digestion, and reduce unnecessary pumping costs.

1. Fine-Bubble Aeration & Dissolved Oxygen (DO) Control

Aeration is an energy consumer in biological wastewater treatment, and MBR plants can optimize oxygen transfer efficiency (OTE) with fine-bubble diffusers and automated DO controls.

- Fine-Bubble Diffusers » Increase OTE by 10–20% compared to conventional coarse-bubble aeration, requiring less blower energy for the same biological treatment efficiency.
- Real-Time DO Sensors & SCADA Integration » Dynamically adjust blower speeds to prevent over-aeration, reducing energy waste without sacrificing treatment performance.
- Air Scour Optimization » Membrane scouring aeration can be cycled based on actual membrane fouling conditions rather than operating continuously at full capacity.

2. Bio-gas Recovery & Co-generation: Offsetting MBR Energy Costs

MBRs produce higher solids retention times (SRT), which results in a more stable and predictable sludge stream. This makes MBR sludge an excellent candidate for anaerobic digestion, enabling bio-gas recovery and combined heat and power (CHP) generation.

- Bio-gas Production Potential:
 - MBR's reduced sludge volume is more concentrated, increasing methane yield per unit of solids.
 - Anaerobic digestion can convert sludge into bio-gas for on-site power generation, reducing reliance on external electricity.
- Co-generation Benefits:
 - Waste heat from CHP systems can be used to heat digesters or for facility heating, improving overall energy efficiency.
 - Some plants achieve energy neutrality by integrating anaerobic digestion with renewable energy sources.

3. Pumping Energy Savings: Eliminating Unnecessary Recirculation

One of the hidden energy costs in a CAS system is the constant pumping required for sludge return and secondary sedimentation. MBR systems eliminate the need for:

- Return Activated Sludge (RAS) pumping » CAS systems require continuous recirculation of sludge from secondary clarifiers back to aeration tanks. MBRs eliminate this step entirely, saving energy.
- Sludge Wasting & Thickening Pumps » Since MBRs operate at a higher mixed liquor suspended solids (MLSS) concentration, less frequent sludge wasting is required, reducing pump energy.
- Tertiary Treatment Pumps » Many CAS facilities require additional filtration after secondary clarifiers. MBR's membrane filtration eliminates this need, further cutting energy consumption.

MBR's Higher Energy Use Still Delivers Lower OPEX

While MBR's aeration and membrane scouring require more energy per cubic meter treated, its overall plant-wide efficiencies result in a net reduction in operating costs. By minimizing sludge production, eliminating unnecessary chemical treatments, and leveraging automation, MBR reduces total plant energy waste and optimizes operational efficiency.

For facilities looking to balance energy use while achieving higher effluent quality, reduced sludge disposal costs, and long-term compliance advantages, MBR remains a cost-effective, forward-thinking investment, often to the tune of 10–15% OPEX savings over 20 years in space-constrained applications.

The Financial Case for MBR: Why the Economics of Wastewater Treatment Are Changing

The cost of wastewater treatment isn't what it used to be—and facilities still relying on CAS systems are seeing the numbers work against them. Rising sludge disposal fees, increasing chemical costs, labor demands, and looming compliance upgrades all add up. At the same time, water reuse mandates, land constraints, and automation requirements are pushing the industry toward smarter, more efficient treatment solutions.

MBR technology isn't just an alternative—it's a direct response to these shifting economics.

While MBRs do require a higher initial capital investment, the long-term financial and operational advantages far outweigh the upfront costs:

- ✓ **30–50% lower sludge production**, cutting handling, hauling and disposal fees.
- ✓ **Reduced chemical dependency**, slashing costs for coagulation, polymers, and disinfection.
- ✓ **Automated, stable operations**, reducing labor-intensive clarifiers, and sludge management.
- ✓ **Water reuse-ready effluent**, eliminating the need for expensive tertiary upgrades.
- ✓ **Scalability and compact footprint**, making phased expansion simpler and more cost-effective.

Yes, MBR uses more energy per cubic meter than ASP—but that's only one part of the equation. When you eliminate secondary clarifiers, optimize aeration, and reduce sludge pumping, the total energy balance shifts. Many facilities find that process-wide efficiencies actually drive down overall operating costs.



The Real Cost of Inaction

For municipalities, industrial plants, residential and commercial developers, and private utilities planning for now and in the future, this isn't just about CAPEX vs. OPEX—it's about financial sustainability. Sludge disposal isn't getting cheaper. Land isn't becoming more available. Regulations aren't getting looser.

The real cost isn't just in what you spend today—it's in what you'll be forced to spend later. Facilities that invest in high-efficiency, automation-ready, and reuse-capable treatment technologies like MBRs will be the ones controlling costs and avoiding compliance headaches down the line.

The bottom line: wastewater treatment costs are only going up. The smartest investment today is the one that prevents exponentially higher costs tomorrow.



Instagram:
[@integratedwaterservices](https://www.instagram.com/integratedwaterservices)

Linkedin:
[Integrated Water Services](https://www.linkedin.com/company/integrated-water-services)